

# Christianity in AFRICA

infographics produced by:



CENTER FOR THE STUDY OF **Global Christianity**  
AT GORDON-CONWELL THEOLOGICAL SEMINARY

info@globalchristianity.org  
www.globalchristianity.org  
/centerforglobalchristianity  
@csgc

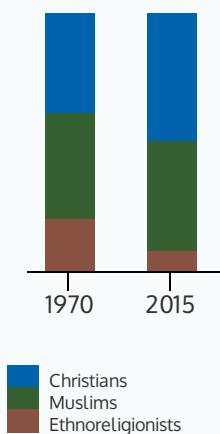


Africa is critical for the future of global Christianity. In the next 10 years, Africa will likely grow to have the most Christians of any continent: 700 million.



## Major Religions in Africa

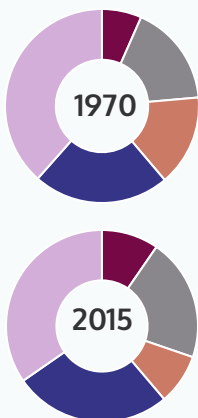
Proportions of religions, 1970 and 2015



Source: Todd M. Johnson & Gina A. Zurlo, eds. World Christian Database. Leiden/Boston: Brill, accessed January 2016.

## Major Christian Traditions in Africa

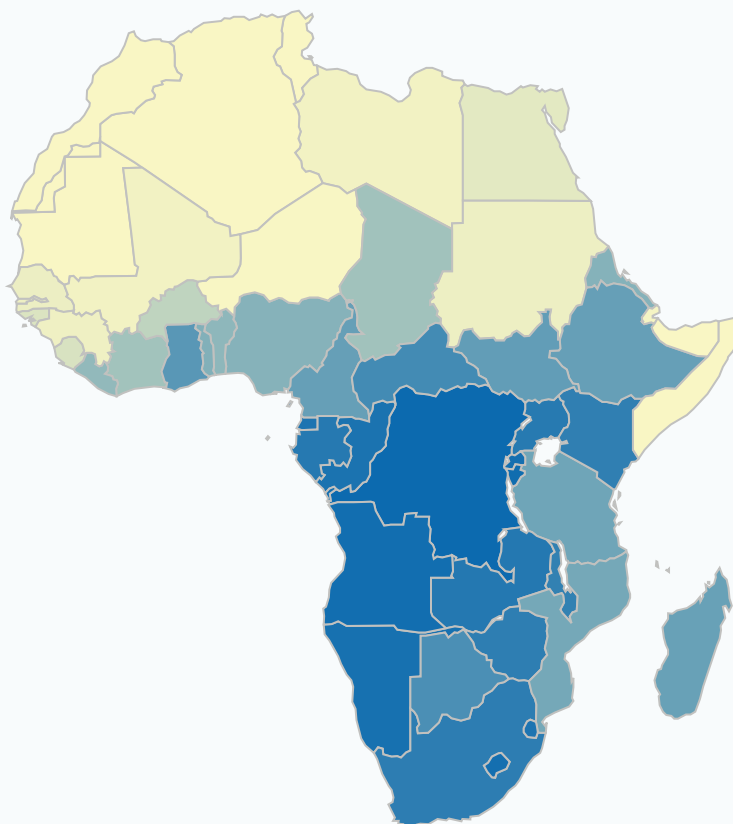
### Percentage by tradition, 1970 and 2015



Anglicans (A)  
Independents (I)  
Orthodox (O)  
Protestants (P)  
Catholics (C)

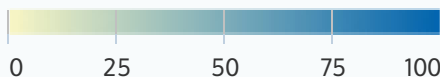
Source: Todd M. Johnson & Gina A. Zurlo, eds. World Christian Database. Leiden/Boston: Brill, accessed January 2016.

## Christians in Africa by Country, 2015



### CHRISTIANS

as percentage of country population



Source: Todd M. Johnson & Gina A. Zurlo, eds. World Christian Database. Leiden/Boston: Brill, accessed January 2016.

## TOP 10

### Largest Population of Christians, 2015

1	Nigeria	84,133,000
2	Congo DR	73,384,000
3	Ethiopia	58,574,000
4	South Africa	44,690,000
5	Kenya	37,275,000
6	Uganda	32,958,000
7	Tanzania	29,584,000
8	Angola	23,223,000
9	Ghana	17,625,000
10	Mozambique	14,818,000

### Highest Percentage of Christians, 2015

[in countries > 100,000 in population]

1	Sao Tome & Principe	96.0%
2	Congo DR	95.0%
3	Cape Verde	94.9%
4	Burundi	93.4%
5	Angola	92.8%
6	Lesotho	92.1%
7	Rwanda	91.5%
8	Namibia	90.8%
9	Congo	89.3%
10	Swaziland	88.3%

### Fastest Projected Growth of Christians, 2015-2050\*

[in countries > 100,000 in population]

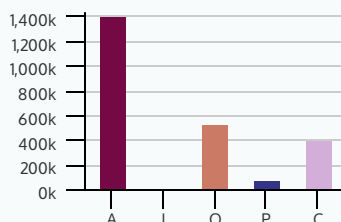
1	Burkina Faso	3.34%
2	Zambia	3.02%
3	Tanzania	2.99%
4	Angola	5.91%
5	Benin	2.87%
6	Burundi	2.83%
7	Uganda	2.82%
8	Malawi	2.79%
9	Chad	2.75%
10	Congo DR	2.73%

\*Annual growth rate, % per year

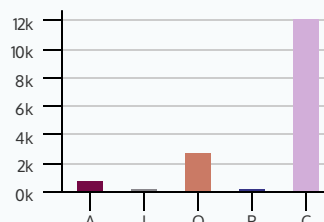
Source: Todd M. Johnson & Gina A. Zurlo, eds. World Christian Database. Leiden/Boston: Brill, accessed January 2016.

## Church sizes, 2015

### Average Denomination Size

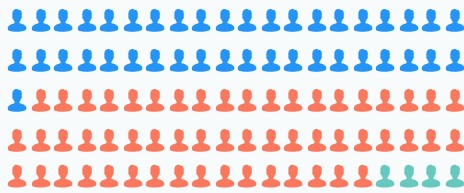


### Average Congregation Size



# DID YOU KNOW?

Age Breakdown of Christians in Sub-Saharan Africa, 2010



● AGE 0-14    
 ● AGE 15-59    
 ● AGE 60+

Median age for Christians in Sub-Saharan Africa is

**19** years.

The United Nations Children's Fund (UNICEF) projects that by the year 2050, the population of Africa under age 18 could be greater than 1 billion. Most of them will identify as Muslim or Christian.

Source: Pew Research Center, "The Future of World Religions: Population Growth Projections, 2010-2050", released April 2, 2015.

## DYNAMICS OF CHRISTIAN CHANGE

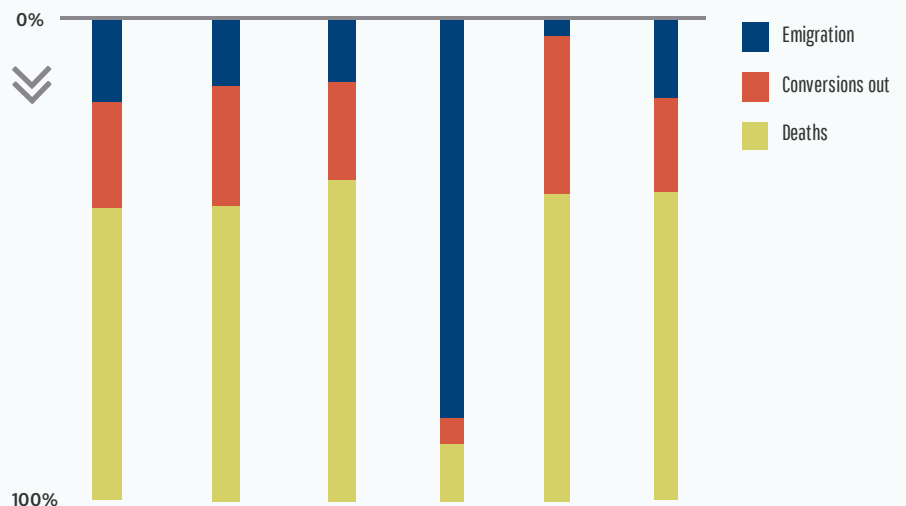
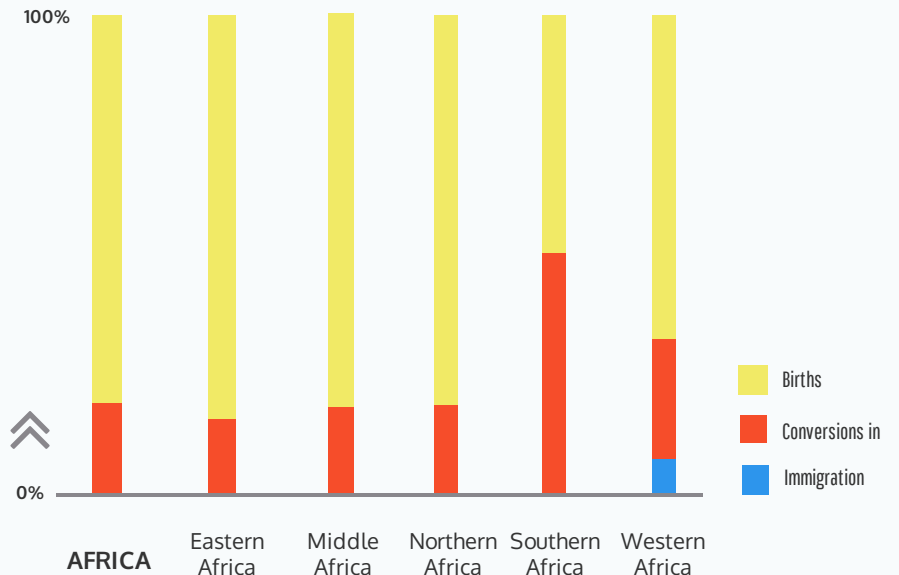
Annual Christian Change, 2015

	NET CHANGE	LOSS	GAIN
AFRICA	17,236,000	9,551,500	26,686,600
Eastern Africa	8,569,800	3,472,500	12,042,300
Middle Africa	4,326,900	2,136,800	6,463,800
Northern Africa	21,200	508,000	529,200
Southern Africa	600,000	1,027,000	1,627,000
Western Africa	3,718,100	2,047,200	6,125,300

Numbers do not add up due to rounding

Demographic factors that shape the sizes of Christian populations are birth and death, immigration and emigration, and religious conversion in and out.

Percentage of Christian Gain, 2015



Percentage of Christian Loss, 2015

Most change, both in Africa and globally, occurs by natural demographic causes (births and deaths). This is why researching religion in conjunction with other factors, like public health, is critical for understanding the religious future of the planet.

Source: Todd M. Johnson & Gina A. Zurlo, eds. World Christian Database. Leiden/Boston: Brill, accessed January 2016.